

NOTES:

- 1.INSTALLATION SHALL COMPLY WITH ALL APPLICABLE NATIONAL AND LOCAL ELECTRICAL REGULATIONS.
- 2.REFER TO PRODUCT DOCUMENTATION FOR ADDITIONAL DETAILS PRIOR TO INSTALLATION AND SITE PREPARATION WORK.
- 3.ALL DIMENSIONS ARE IN MILLIMETERS [INCHES].
- 4.FRONT/REAR/SIDE SERVICE CLEARANCE, TOP VENTILATION CLEARANCE REQUIRED. CONSULT WITH THE LOCAL SAFETY CODES AND STANDARDS FOR ANY ADDITIONAL REQUIREMENTS OF LOCAL AREA.
- 5.COLOR: RAL 9003.
- 6.PROTECTION CLASS: IP20.
- 7.OPERATING TEMPERATURE: 0°C TO 40°C [32°F TO 104°F].

SKU NUMBER	NET WEIGHT IN kg [lb]	CENTER OF GRAVITY mm [inches]		
		X-Distance	Y-Distance	Z-Distance
E3SP30KH	56 [123.45]	124.25 [4.89]	324.5 [12.78]	434.3 [17.09]
E3SP40KH	59 [130.07]			

THIS DRAWING AND SPECIFICATIONS HEREIN ARE THE PROPERTY OF SCHNEIDER ELECTRIC AND SHALL NOT BE COPIED, REPRODUCED OR USED IN WHOLE OR IN PART, AS THE BASIS FOR THE MANUFACTURE OR SALE OF ITEMS WITHOUT WRITTEN PERMISSION FROM SCHNEIDER ELECTRIC. THIS DRAWING IS BASED UPON LATEST AVAILABLE INFORMATION AND IS SUBJECT TO CHANGE WITHOUT NOTICE.

Schneider Electric

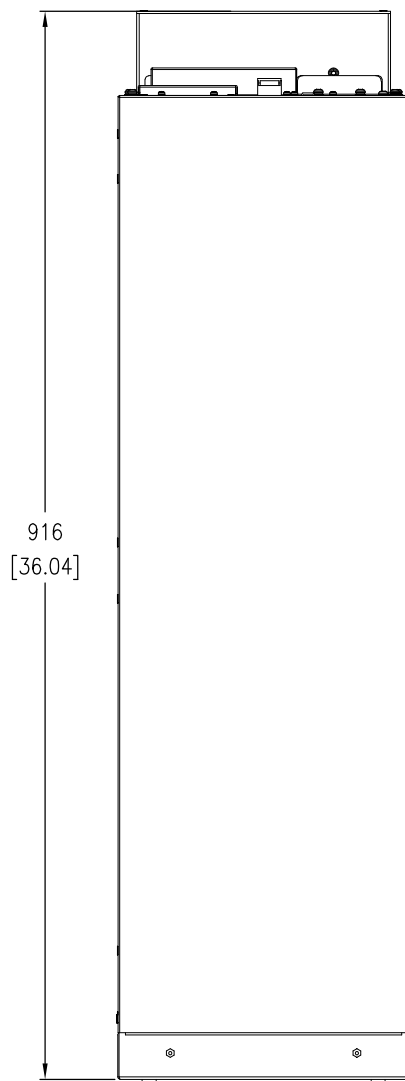
TITLE:
EASY UPS 3S PRO
30 - 40kVA, 400V, 3PH
WITHOUT BATTERY MODULES
GENERAL ARRANGEMENT

PROJECT: SUBMITTAL DRAWINGS SHEET 1 OF 4

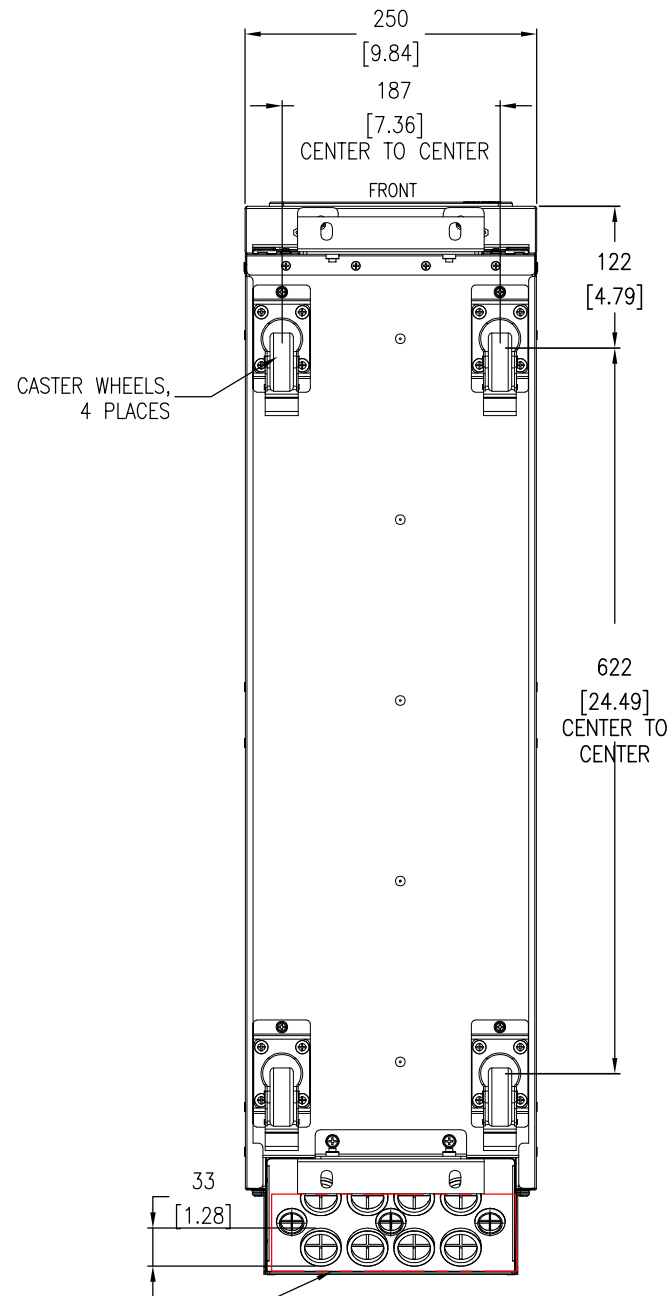
DWG NO: E3SP30K40H

DRAWN:	TRASSIA	28-FEB-25
ENGINEER:	YAPING YANG	28-FEB-25
APPROVED:	PETER WANG	28-FEB-25

REV: 0
FIRST ANGLE PROJECTION



FRONT
TOP VIEW



CABLE ENTRY AREA
BOTTOM VIEW

- NOTES:
- 1.INSTALLATION SHALL COMPLY WITH ALL APPLICABLE NATIONAL AND LOCAL ELECTRICAL REGULATIONS.
 - 2.REFER TO PRODUCT DOCUMENTATION FOR ADDITIONAL DETAILS PRIOR TO INSTALLATION AND SITE PREPARATION WORK.
 - 3.ALL DIMENSIONS ARE IN MILLIMETERS [INCHES].

THIS DRAWING AND SPECIFICATIONS HEREIN ARE THE PROPERTY OF SCHNEIDER ELECTRIC AND SHALL NOT BE COPIED, REPRODUCED OR USED IN WHOLE OR IN PART, AS THE BASIS FOR THE MANUFACTURE OR SALE OF ITEMS WITHOUT WRITTEN PERMISSION FROM SCHNEIDER ELECTRIC. THIS DRAWING IS BASED UPON LATEST AVAILABLE INFORMATION AND IS SUBJECT TO CHANGE WITHOUT NOTICE.



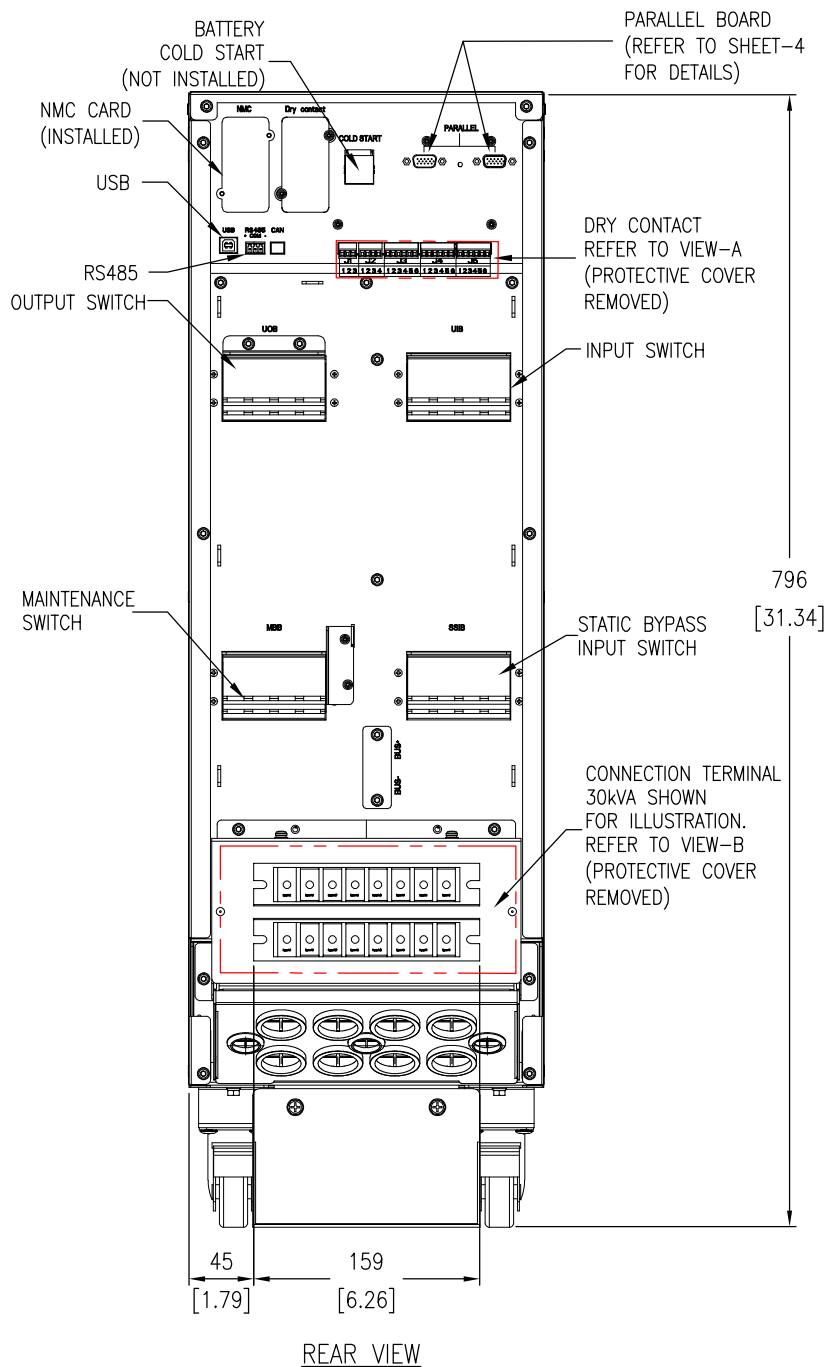
TITLE:
EASY UPS 3S PRO
30 - 40KVA, 400V, 3PH
WITHOUT BATTERY MODULES
TOP & BOTTOM VIEWS

PROJECT: SUBMITTAL DRAWINGS | SHEET 2 OF 4

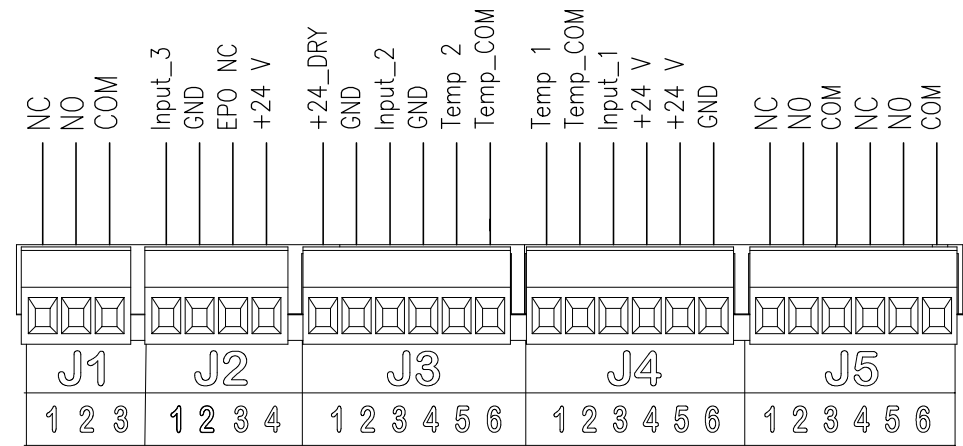
DWG NO: E3SP30K40H

DRAWN:	TRASSIA	28-FEB-25
ENGINEER:	YAPING YANG	28-FEB-25
APPROVED:	PETER WANG	28-FEB-25

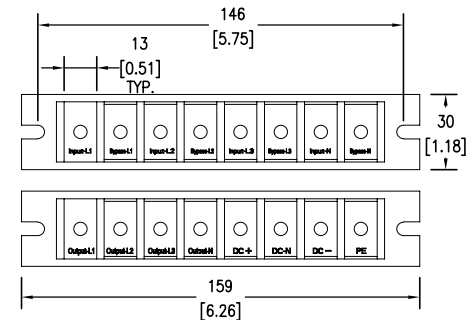
REV: 0
FIRST
ANGLE
PROJECTION



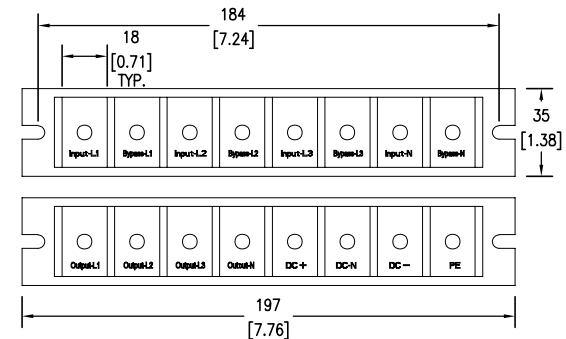
REAR VIEW



VIEW-A
DRY CONTACT INTERFACE (ENLARGED VIEW)



VIEW-B (ENLARGED VIEW)
CONNECTION TERMINAL (30KVA)



VIEW-B (ENLARGED VIEW)
CONNECTION TERMINAL (40KVA)

- NOTES:
1. INSTALLATION SHALL COMPLY WITH ALL APPLICABLE NATIONAL AND LOCAL ELECTRICAL REGULATIONS.
 2. REFER TO PRODUCT DOCUMENTATION FOR ADDITIONAL DETAILS PRIOR TO INSTALLATION AND SITE PREPARATION WORK.
 3. ALL DIMENSIONS ARE IN MILLIMETERS [INCHES].

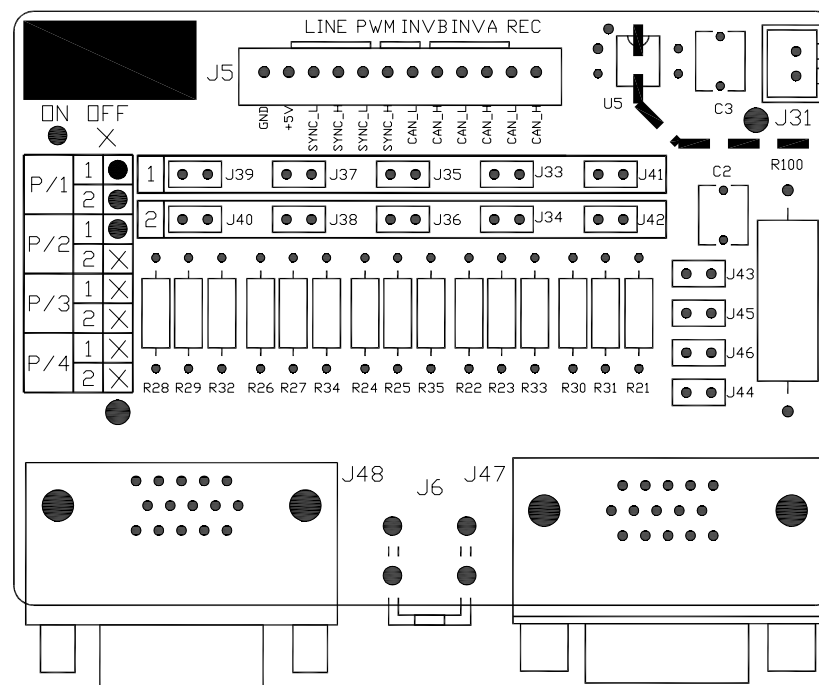
THIS DRAWING AND SPECIFICATIONS HEREIN ARE THE PROPERTY OF SCHNEIDER ELECTRIC AND SHALL NOT BE COPIED, REPRODUCED OR USED IN WHOLE OR IN PART, AS THE BASIS FOR THE MANUFACTURE OR SALE OF ITEMS WITHOUT WRITTEN PERMISSION FROM SCHNEIDER ELECTRIC. THIS DRAWING IS BASED UPON LATEST AVAILABLE INFORMATION AND IS SUBJECT TO CHANGE WITHOUT NOTICE.

Schneider Electric

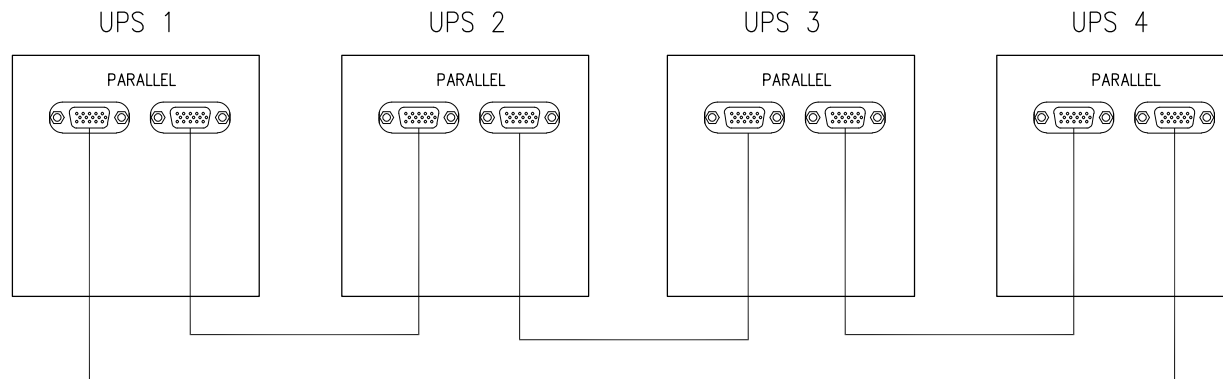
TITLE:
EASY UPS 3S PRO
30 - 40KVA, 400V, 3PH
WITHOUT BATTERY MODULES
REAR VIEWS

PROJECT: SUBMITTAL DRAWINGS SHEET 3 OF 4

DWG NO:	E3SP30K40H	REV:	0
DRAWN:	TRASSIA	28-FEB-25	FIRST ANGLE PROJECTION
ENGINEER:	YAPING YANG	28-FEB-25	
APPROVED:	PETER WANG	28-FEB-25	



4 PARALLEL BOARD



PARALLEL CONNECTION

NOTES:

1. INSTALLATION SHALL COMPLY WITH ALL APPLICABLE NATIONAL AND LOCAL ELECTRICAL REGULATIONS.
2. REFER TO PRODUCT DOCUMENTATION FOR ADDITIONAL DETAILS PRIOR TO INSTALLATION AND SITE PREPARATION WORK.
3. UP TO 4 NUMBERS OF UPS CAN BE CONNECTED IN PARALLEL. MAXIMUM COMMUNICATION CABLE LENGTH IS 5 Meters.

△PARALLEL BOARD SETTINGS:

REMOVE JUMPERS FROM THE PARALLEL BOARD ACCORDING TO YOUR SYSTEM:

- a. IN PARALLEL SYSTEM WITH TWO UPSs, REMOVE JUMPERS FROM J34, J36, J38, J40 AND 42 ON BOTH BOARDS.
- b. IN PARALLEL SYSTEM WITH THREE AND FOUR UPSs, REMOVE THE JUMPERS FROM J33, J34, J35, J36, J37, J38, J39, J40, J41, J42 ON ALL PARALLEL BOARDS.

THIS DRAWING AND SPECIFICATIONS HEREIN ARE THE PROPERTY OF SCHNEIDER ELECTRIC AND SHALL NOT BE COPIED, REPRODUCED OR USED IN WHOLE OR IN PART, AS THE BASIS FOR THE MANUFACTURE OR SALE OF ITEMS WITHOUT WRITTEN PERMISSION FROM SCHNEIDER ELECTRIC. THIS DRAWING IS BASED UPON LATEST AVAILABLE INFORMATION AND IS SUBJECT TO CHANGE WITHOUT NOTICE.

Schneider Electric

TITLE:

EASY UPS 3S PRO
30 - 40kVA, 400V, 3PH
WITHOUT BATTERY MODULES
PARALLEL CONNECTION

DWG NO:

E3SP30K40H

REV. 0

DRAWN:

TRASSIA

28-FEB-25

ENGINEER:

YAPING YANG

28-FEB-25

APPROVED:

PETER WANG

28-FEB-25

FIRST ANGLE PROJECTION

PROJECT: SUBMITTAL DRAWINGS SHEET 4 OF 4